

Spanish Knowledge Organiser




Year 4

Autumn 1

Learning Journey: Presenting myself

The main language explored in this unit are:

Me presento

<p>ca sound in: • <u>ca</u>torce 14</p> <p>ce sound in: • <u>once</u> 11 • <u>doce</u> 12</p> <p>ci sound in: • <u>cinco</u> 5 • <u>cin</u>cuenta 50</p> <p>co sound in: • <u>es</u>cocés</p> <p>cu sound in: • <u>cu</u>atro 4</p> <p>ñ tilde This changes the 'n' to a 'ny' sound like in the English word 'onion'. As in the Spanish word <u>espa</u>ñol and <u>espa</u>ñola.</p> <p><i>phonics</i></p>	<p>Numbers 1-20 in Spanish. 1 2 3 4 5 6 7 8 9 10 11 12 13 14 15 16 17 18 19 20</p> <p>How to present myself:  ¡Hola! Me llamo Claudia. Tengo diez años. Vivo en Salamanca. <i>Hi! My name is Claudia and I am ten years old. I live in Salamanca.</i></p> <p>Key questions: ¿Cómo estás? How are you? ¿Cómo te llamas? What is your name? ¿Cuántos años tienes? How old are you? ¿Dónde vives? Where do you live?</p> <p><i>vocabulary</i></p>	<p>To start to understand adjectives better in Spanish and how they may change spelling depending on what they are describing. This is called adjectival agreement.</p> <p> Soy española <i>I am Spanish</i></p> <p> Soy español <i>I am Spanish</i></p> <p>1st person high frequency verbs: soy I am tengo I have vivo I live</p> <p><i>grammar</i></p>
--	---	--

Links to previous learning	
Year 3	<p>The letter sounds (phonics & phonemes) from 'Phonics & Pronunciation' lessons 1 and 2.</p> <p>Vocabulary from the 'Early learning Units' units.</p> <p>What a verb is in English and knowledge of high frequency first person verbs such as soy (I am), tengo (I have)</p>

What key skills will I have developed by the end of this journey?

- I can hold a simple conversation with a partner, asking a question as well as being able to answer one.
- I am able to present myself in Spanish. Saying what our name is, how old we are, where we live and our nationality

What knowledge will I know by the end of this journey?

- Use basic greetings in Spanish, ask somebody how they are feeling and reply when asked.
- Ask somebody their name in Spanish and reply when asked.
- Recall numbers 1-20 in Spanish.
- Ask somebody how old they are in Spanish and reply when asked.
- Ask somebody where they live in Spanish and reply when asked.
- Express our nationalities in Spanish and understand basic gender agreement rules.

Links to Golden	Communication	Reading	Writing
	The children will have opportunities to ask and respond to each other in Spanish. There will be many simple role-plays where we are learning to both ask and answer questions	They will have many activities where they will have to read the target language.	Improving spellings in Spanish by completing a greater choice of written worksheets that require phrase level responses.