





Short Ride in a Fast Machine




Steady beat



Key Vocabulary

metre	A regular pattern of beats indicated by a time signature.
beat	The regular repeating heartbeat of the music – it is usually what people tap their foot along to.
rhythm	Patterns of long and short sounds used in music. In songs, these can be based on the syllables in the lyrics.
layers	Layers of sound are the different things which are happening at the same time in a piece of music.
harmony	A musical effect created by playing or singing two or more notes simultaneously.
crotchet 	One beat note
quaver 	Half beat note
minim 	Two beat note
semi breve 	Four beat note



Dimensions

Duration, Structure



What key knowledge will I have by the end of this unit?

- I know what minimalist music is.
- I know what metre is.
- I can identify and understand more complex rhythm patterns and metres.
- I can use expressive structures in my composing (minimalist).

What key skills will I have by the end of this unit?

- Listening and responding
- I can listen and respond to minimalist music e.g. Short Ride in a Fast Machine.
- Composing
- I can explore conventional rhythmic notation
 - I can create my own minimalist compositions to represent “short ride in a fast machine”
- Playing and performing
- I can rehearse and perform repeated rhythmic patterns

In Year 3:	In Year 4:	In Year 5:	In Year 6
Introduction to rhythmic notation To begin to understand and use 4 metre	Writing own stave notation (rhythmic notation) To use and understand 4 metre To create and perform to a steady beat	Stave notation and introducing pitched notation	

